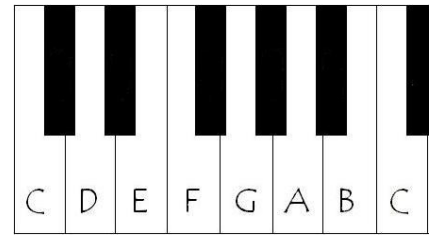


SoS Teaching Tips- Find that Note Game download.

This is a great game to interest motivate young musicians to learn the notes and keys of the piano. Use this to begin or end a lesson. Simply download, print, (colored paper really makes the game pop) fold and tape or glue as directed. You have a reusable game. Send your students to the download and have them use this game at home for extra fun and learning! Also check out our new You Tube channel: Sounds of Sortomme for tips on making the game and other videos about our music.

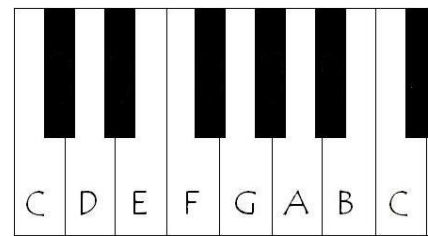


FIND THAT NOTE



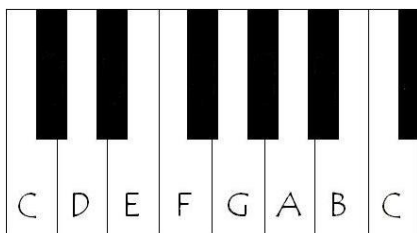
C

FIND THAT NOTE



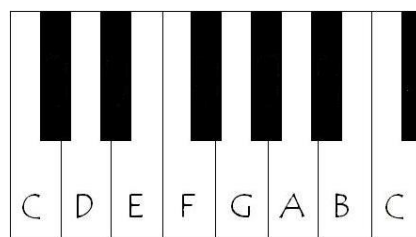
D

FIND THAT NOTE



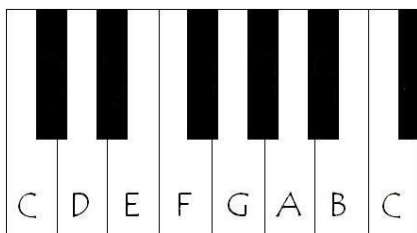
E

FIND THAT NOTE



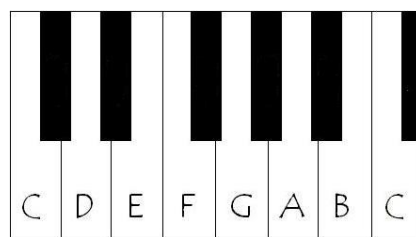
F

FIND THAT NOTE



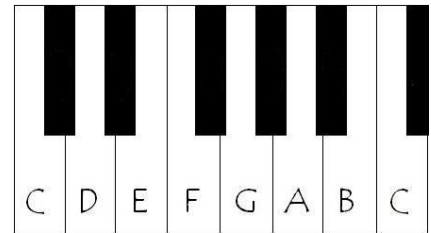
G

FIND THAT NOTE



A

FIND THAT NOTE



B

FIND THAT NOTE



DIRECTIONS:

PRINT, FOLD IN HALF AND CUT TO MAKE CARDS WITH FIND THAT NOTE ON THE FRONT AND THE KEYBOARD AND NOTE NAME ON THE BACK. GLUE OR TAPE BACKS TOGETHER. HAVE STUDENT PICK A CARD AND FIND EACH OF THE NOTES NAMED ON THE KEY BOARD. ONCE THEY HAVE MASTERED THE NOTES WITH THE KEY BOARD ON THE BACK, ADVANCE TO THE CARDS WITH THE NOTE NAME ONLY.

WWW.SOUNDSOFSORTOMME.COM

FIND THAT NOTE



C

FIND THAT NOTE



D

FIND THAT NOTE



E

FIND THAT NOTE



F

FIND THAT NOTE



G

FIND THAT NOTE



A

FIND THAT NOTE



B